



THREE LITTLE PIGGY BANKS

Spend. Save. Share.


Color in each piggy bank and fill in the blank under each one.



I would like to buy _____



I'm saving for _____



I would like to share with _____



THREE LITTLE PIGGY BANKS

Spend. Save. Share.

Teaching children about money when they're young helps them understand how money works. Many parents wonder how they can teach kids about money. As part of Great Midwest Bank's Financial Education For Kids series, we've created this Three Little Piggy Banks coloring page.

Tips on how to teach saving habits at ages 3-5

It's helpful for kids at this age to learn that if they really want something, it's best to save for it.

- Get 3 piggy banks (or jars) and label them: Spend, Save, Share
- Ask your child to set a goal for each piggy bank
- Every time your child adds money to the piggy banks, help them count it
- Celebrate when a goal is reached and set a new goal

